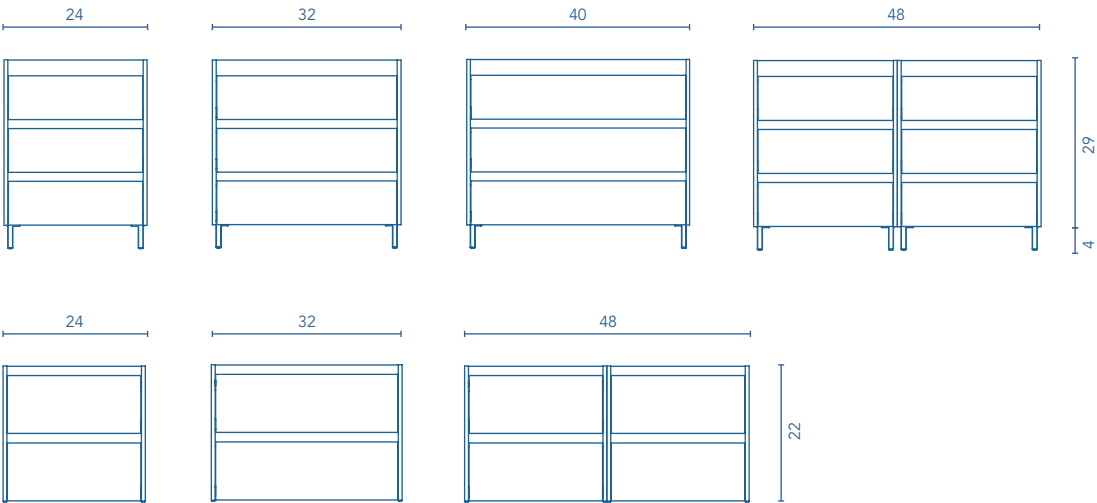


FURNITURE

UNITS

Depth 18



Essence Wenge finishes only for 24, 32 and 48 in. (with legs).
Anthracite finishes only for 40 in. (with legs) and 24, 32 and 48 in. (without legs).

FINISHES



SANDY GREY



ESSENCE WENG



WHITE

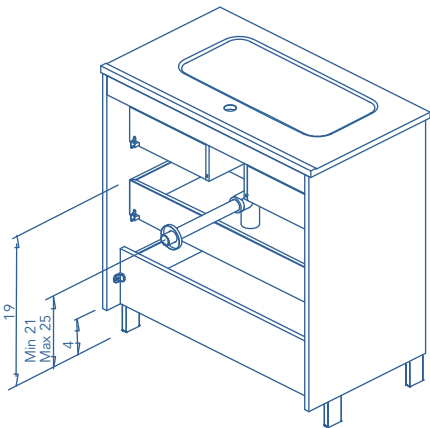


ANTHRACITE

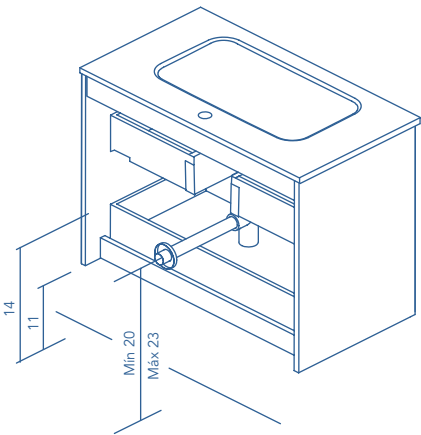
* Measures in inches.

Rear plumbing 3 in.

3 Drawers



2 Drawers



SIDE PANELS	FRONTS	DRAWERS			HANDLE	FINISHES	SIDE PANEL FINISHES	FRONT FINISHES	RANGE WIDERING		
Fibreboard 5/8 in.	Fibreboard 5/8 in.	Partially extraction Hettich	Grey textile interior	Soft close	Integral front handle	Melamine	Flat lacquering	Flat lacquering	D-18	Floor standing	Wall hanging

Dimensions indicated in the drawing are based on the level of the whole leg, in case of wall hanging the furniture dimensions also may vary. The measures of these schemes are represented in inches.