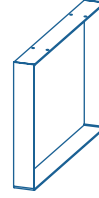
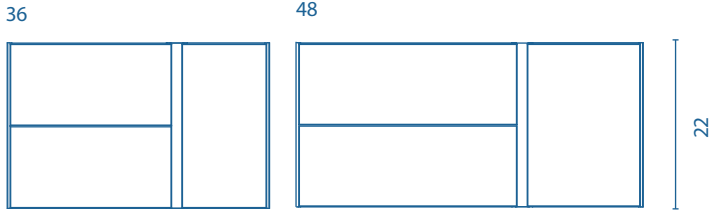


GO ON

UNITS

Depth 18

Legs



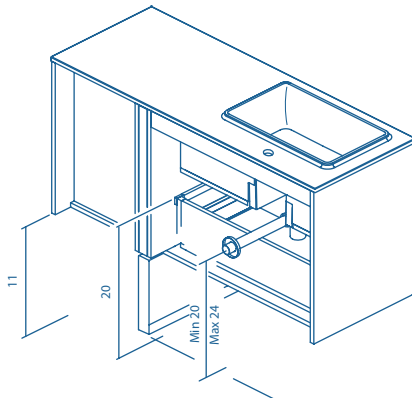
Measures: $1\frac{3}{4}$ x 11 x 17 in.

TECHNICAL INFORMATION

- STRUCTURE:** Matt lacquered 5/8 in. board.
- FRONT:** Matt lacquered 5/8 in. board and foil wrapped 5/8 in. board.
- HINGE:** 105° opening, 1 in. cap, easy assembly and soft closing system.
- DRAWER:** Metallic drawers in moka finish with hidden full extraction runners with soft close system and mechanical push open. Includes organizer for small items in upper drawer. Lower drawer useful space (widthxhighxdepth): 20x4x15 in. (unit 36 in.), 28x4x15 in. (unit 40 in.).
- WALL HANGING BRACKET:** Hidden hanging brackets with direct assembling system, great resistance and depth regulation.
- OPTIONAL LEGS:** Matt white finish. Optional, not included in unit.
- PIPE DEPTH:** Pipe depth 3 in.

SIPHON PLACEMENT

2 Drawers 1 Door



FINISHES



NATURE WHITE



MATT WHITE