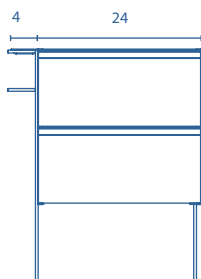


# STRUCTURE

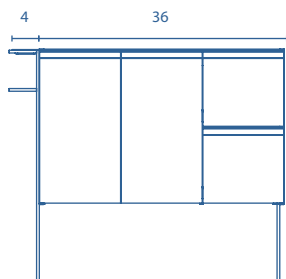
## UNITS

Depth 18

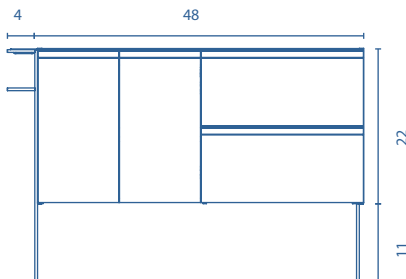
24



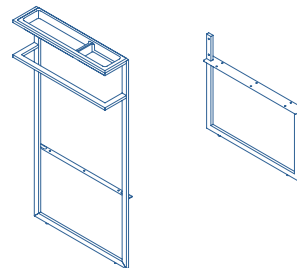
36



48



Legs

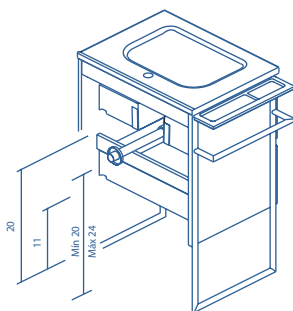


## TECHNICAL INFORMATION

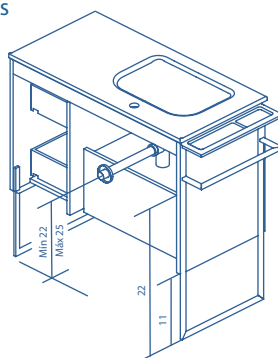
STRUCTURE:	Matt lacquered 5/8 in. board and melamine 5/8 in. board.
FRONT:	Matt lacquered 5/8 in. board and melamine 5/8 in. board.
HANDLE:	Matt black finish.
HINGE:	105° opening, Ø 1 in. cap, easy assembly and soft closing system.
DRAWER:	Drawers made in mokka finish with high quality hidden full extraction runners with soft close system. Includes organizer for small items in upper drawer.
WALL HANGING BRACKET:	Hidden hanging bracket for hidden installation with great resistance and depth regulation.
LEGS:	Matt black finish.
TOP UNIT:	Includes "U" black metal piece.
PIPE DEPTH:	Pipe depth 3 in.

## SIPHON PLACEMENT

2 Drawers



2 Drawers - 2 Doors



FINISHES



SANDY GREY



MATT WHITE