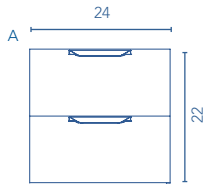


URBAN

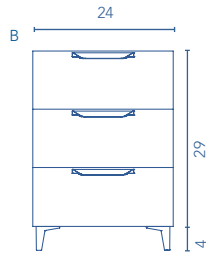
Depth 18

TECHNICAL FEATURES SETS & COMBINATIONS

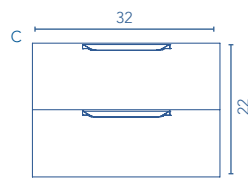
24 in · 2 Drawers



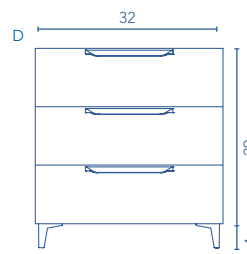
24 in · 3 Drawers



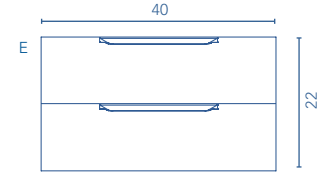
32 in · 2 Drawers



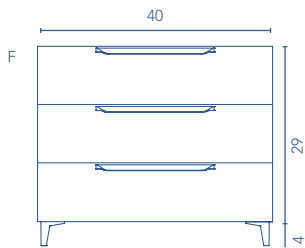
32 in · 3 Drawers



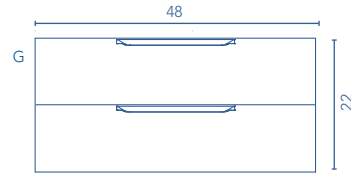
40 in · 2 Drawers



40 in · 3 Drawers



48 in · 2 Drawers

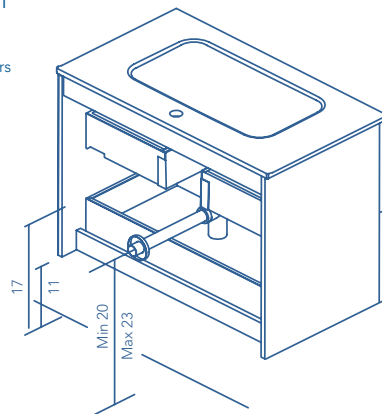


TECHNICAL INFORMATION

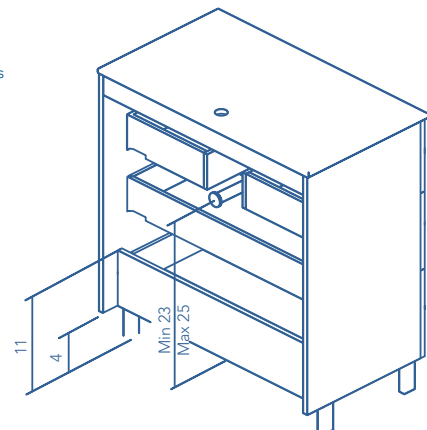
STRUCTURE:	Foil wrapped 5/8 in. board
FRONT:	Foil wrapped MDF 3/4 in. board
HANDLE:	Patented covered handle
DRAWER:	Drawers made in grey textile poly laminate coated board with hidden full extraction runners with soft close system. Includes organizer for small items in upper drawer. Lower drawer useful space (widthxheightxdepth): 20x4x13 in. (unit 24 in.), 28x4x13 in. (unit 32 in.), 36x4x13 in. (unit 40 in.).
WALL HANGING BRACKET:	Hidden hanging brackets with direct assembling system, great resistance and depth regulation.
LEGS:	Metallic in bright chrome finish with adjustable legs included in the 3 drawers unit.
PIPE DEPTH:	Space behind drawer is 3 inches.

SIPHON PLACEMENT

2 Drawers



3 Drawers



FINISHES



NATURE WHITE



MATT WHITE